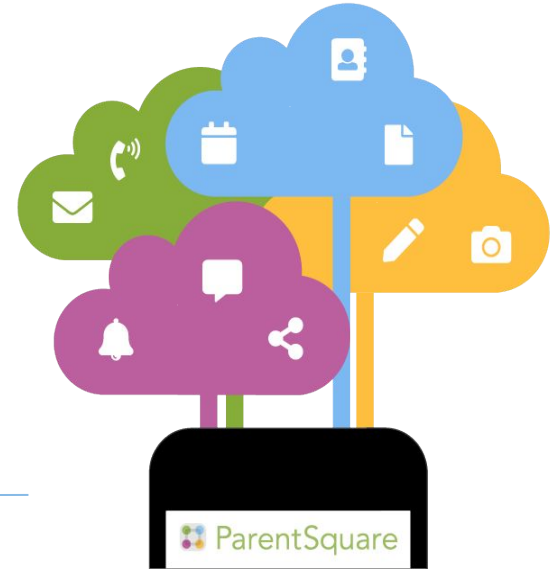


Arlington Public Schools is Using **ParentSquare!**

APS School Talk via ParentSquare is a simple and safe way to connect and communicate.



www.apsva.us/parentsquare

How many times have you missed...



Flyers at
the bottom
of backpacks?



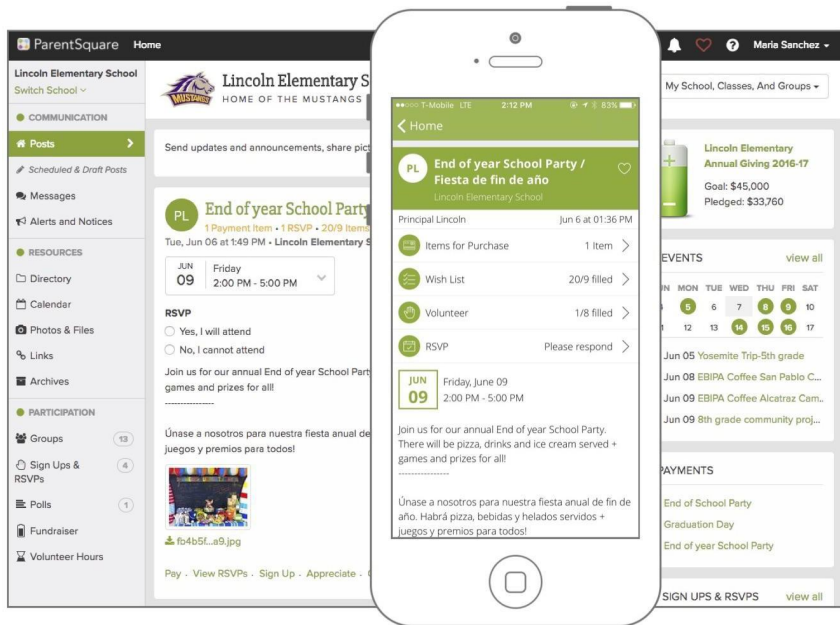
Parent-teacher
conferences?



Events posted
on school
bulletin boards?



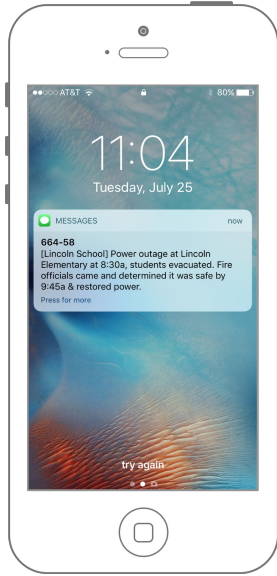
Introducing our school's very own parent app!



Stay connected from anywhere with our **online portal** and **parent app**, **ParentSquare!**

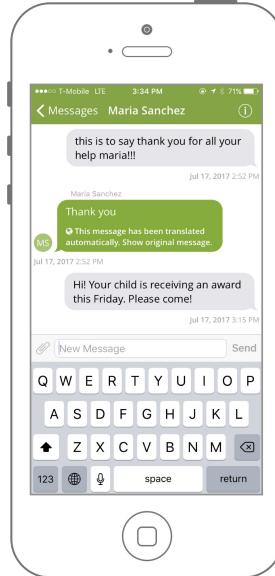
Get all school notifications in one place. View only what's relevant to your student. Never miss out again!





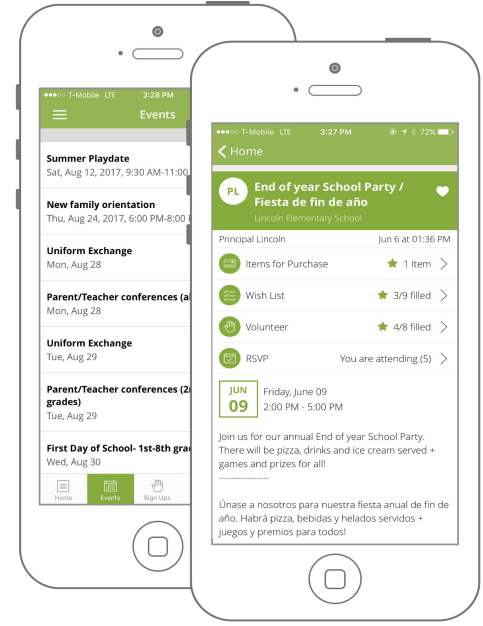
Announcement and Alerts!

Get school wide announcements via email, text or mobile app.



Two-Way Communication

Send & receive real-time messages directly with teachers.



One Tap Participation

For volunteering, conferences, event RSVPs, permission slips and more

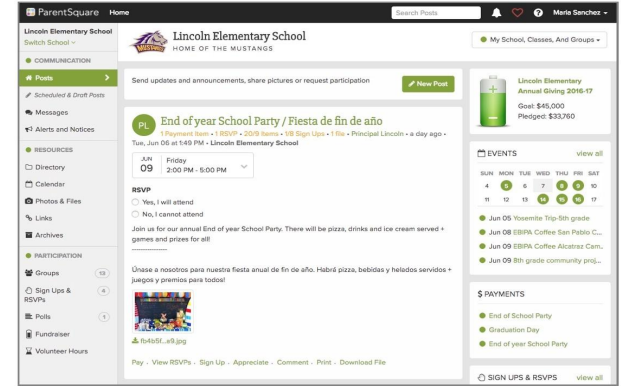
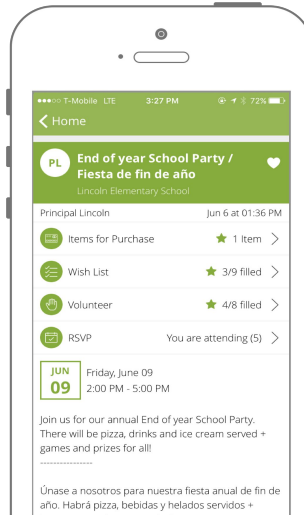


How ParentSquare Works



1 Teachers & staff share school-related news on **ParentSquare**.

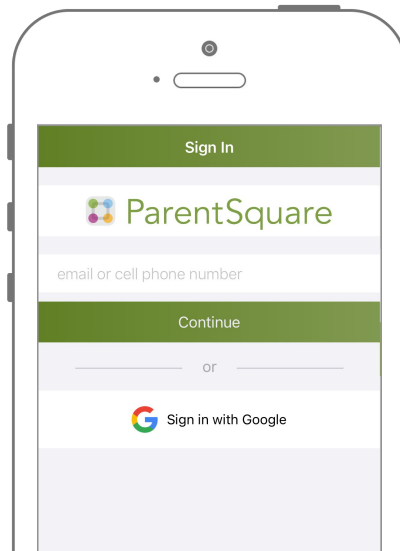
2. Parents receive, respond & sign up, and get automated reminders!



3. Everyone has easy access to all interactions in one place.

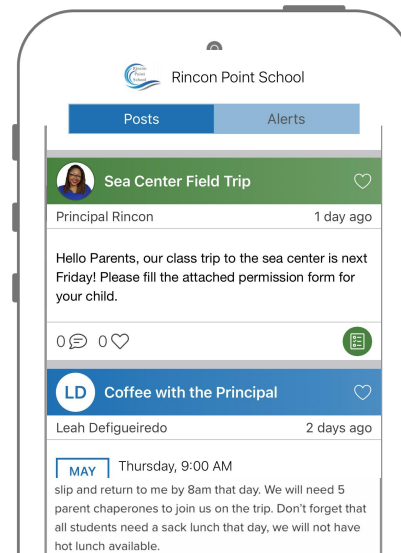


Get Started in 3 Easy Steps!



1. Download the free iOS or Android mobile app.

2. Log in with your email or phone registered with the school.



3. Edit your settings & start receiving posts relevant to your student.



How to Make Sure You Stay Connected



Activate your account & login.



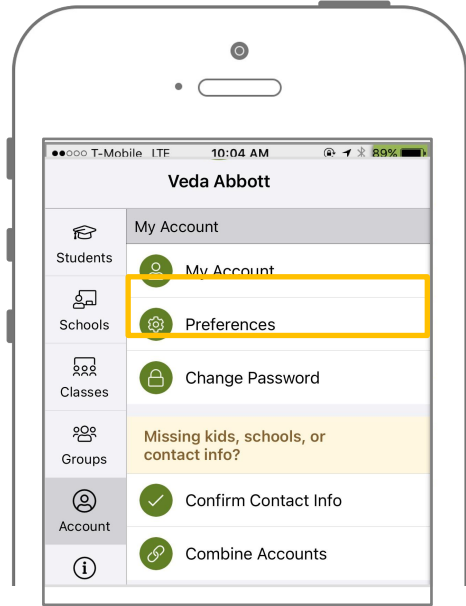
Make sure the school has your correct email AND mobile phone number.



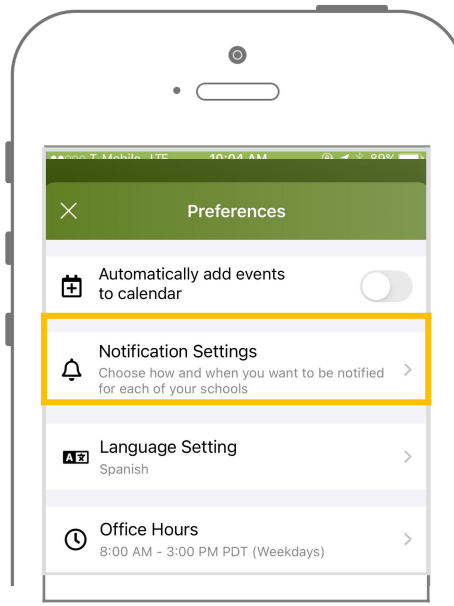
Set your notification preferences in ParentSquare.



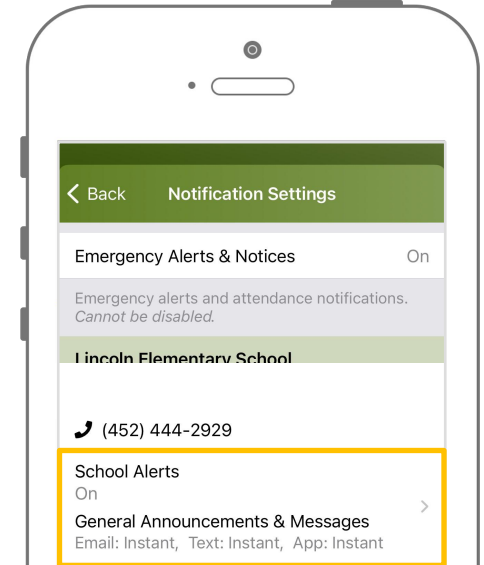
Choose Your Notification Preferences



1. Tap the  icon in the top left. Tap 'Account' and then 'Preferences.'



2. Tap 'Notification Settings.'



3. Select how you'd like to be notified.

What's the Difference?



Use ParentVUE to access your student information and academic record:

- Update parent and emergency contact information through the “Online-Back-to-School Packet”
- View your bus stop assignments
- Report absences and view student attendance
- View class schedules, grades and report cards

Access your account by visiting vue.apsva.us or through the mobile app

Use ParentSquare for all communications:

- Receive messages from APS (announcements, weather alerts, etc.) in your preferred language via email, text and mobile app
- Send and receive texts from your teacher(s) with automated translation
- Receive attendance notifications and sign permission slips
- Set preferences to reduce email frequency

Access your account by visiting parentsquare.com/signin or through the mobile app

Unable to register your account?



“I entered my phone number and email and can’t register.”



Verify and **update** the phone number and email that your school has on file for you.

- Log on to your **ParentVUE** account (mobile app or vue.apsva.us) and complete the “**Online Back-to-School Packet**” to update contact information.
- Contact your student’s school for help accessing ParentVUE.

Still need support?

Visit

apsva.us/parentsquare

Email

parentsquare@apsva.us

Text

571-500-1636